

## Windows 8 Getting Started Guide

**tightvnc for windows: installation and getting started ...** - running tightvnc server in service mode to run tightvnc server as a system service, follow these instructions: 1. if you unchecked the recommended option "register tightvnc server as a system service"

**getting started with windows command prompt - ucl** - 1 getting started with windows command prompt ziheng yang university college london updated march 2015 what is a command prompt? in the good old days before microsoft windows and

**getting started - fujitsu** - p3pc-4162-03en getting started 1 thank you for purchasing scansnap ix500 (hereinafter referred to as "the scansnap"). this manual describes the preparation required for use of the scansnap.

**qualys cloud agent getting started guide** - get started cloud agent platform availability matrix 9 important note windows xp and server 2003 do not have cryptography next generation (cng) suite b algorithms (including sha2) included in the operating systems.

**bankserv getting started guide - homepositnow** - page 8 about a scanner driver installer a scanner installer is a wizard which navigates you through a particular scanner installation process.

**getting started with calculix - bconverged** - getting started with calculix jeff baylor "convergent mechanical solutions llc cgx tutorial based on a tutorial by guido dhondt additional contributions by chris fisichella"

**getting started with premi@re utilisation logitech hd ...** - 6 english english 7 getting started with logitech@ hd webcam c270 using your webcam with windows 8 the logitech software optimizes the settings for your environment automatically.

**fi image scanner getting started - fujitsu global** - 3 zuser's guide includes safety precautions, getting started, operator's guide, and fi-718pr imprinter operator's guide. zscanner central admin agent

**hp envy 14 getting started** - 1 welcome after you set up and register the computer, it is important to take the following steps: connect to the internet"set up your wired or wireless network so that you can connect to the internet. for more information, refer to networking on page 17.

**getting started guide for classified systems under the ...** - getting started guide for classified systems under the risk management framework (rmf) revised on october 20, 2016 by headquarter nao 2 4. rmf (six step process) a. step 1 "categorization read contract, dd254, classification guidance etc. for

**triton appliances getting started guide - forcepoint** - triton appliances 2 triton appliances: getting started supported software triton appliances support: triton ap-email with integrated data loss prevention triton ap-web with integrated data loss prevention web filter & security "v5000 and vmware virtual appliance triton ap-data protector mobile agent email gateway for microsoft office 365 virtual appliance (microsoft azure)

**copyright© 1997, 1998 hp laserjet 4000 and 4000 n printers ...** - 8 getting started guide en step 4. locate printer parts the following illustrations give the location and names of the important printer parts. figure 3 printer parts (front view)

**ajera getting started - axium** - overview 8 ajera getting started implementation guide  
implementation phases your axium consultant will work closely with your firm to ensure that your implementation

**daq getting started guide - national instruments** - National Instruments 3 daq getting started guide take an ni-daqmx measurement ni-daqmx channels and tasks a physical channel is a terminal or pin at which you can measure or generate an analog or digital signal. a virtual channel maps a name to a physical channel and its settings, such as input terminal connections, the type of measurement or generation, and scaling information.

**getting started with grandmaster suite** - getting started 7 microsoft windows xp or greater 1gb ram or greater approximately 150mb of hard disk space for complete grandmaster suite installation

**wincc v6 1 getting started 2 3 4 5 6 - pacontrol** - 07.03 introduction manual wincc v6 getting started i 6zb5370-0cm02-0ba5 introduction welcome to wincc - the windows control center for windows xp professional and

**getting started with arcgispro - esri** - 1 getting started with arcgis Pro a quick start guide to downloading, installing, and licensing arcgis pro

**getting started with tina-ti** - 1 overview quick start guide sbou052a "august 2007" revised august 2008 getting started with tina-ti this quick-start user's guide presents an overview of tina-ti, a powerful circuit design and simulation

**superstack 3 switch 4400 getting started guide - mtmnet** - about this guide this guide provides all the information you need to install and use a superstack 3 switch 4400 in its default state. this guide is intended for use with switch 4400 models: 3c17203 and 3c17206 24 10base-t/100base-tx ports 3c17204 48 10base-t/100base-tx ports all procedures described in this guide apply to all models.

**pda software getting started guide - waters corporation** - pda software getting started guide 34 maple street milford, ma 01757 wat053020tp, revision 1











































**getting started with the codevisionavr extension for atmel ...** - getting started with the codevisionavr extension for atmel studio 6.1 © 2012-2013 hp infotech s.r.l. page 4 3. creating a new project

**getting started guide - davisinstruments** - 1 welcome to weatherlink weatherlink software and data logger let you connect a davis vantage pro2, or vantage vue console, or weather envoy to your personal computer so you can store, view, plot, analyze, export, and print weather data collected by the weather station.

**getting started with your - silhcdn** - getting started with silhouette cameo 2 3 2 install the silhouette studio software installation 1. navigate to silhouetteamerica. 2. click the blue update software button at the top of the screen.

**started. 7 users guide - team roping** - the roping assistant professional 7 structure getting started we are dedicated to making the roping assistant professional work for you. this section contains some helpful

**easy plot - spiral software** - 1 chapter 1: getting started 1 1 1.1 system requirements easyplot for windows will run on any pc system running windows 95, windows98, 2000, me, xp and windows nt.

**getting started with logitech wireless mouse m705 - unifying**   unifying\*  
                                       

Related PDFs :

[Abc Def](#)

[Sitemap](#) | [Best Seller](#) | [Home](#) | [Random](#) | [Popular](#) | [Top](#)